

Brainshark Registration Job Aid

Purpose

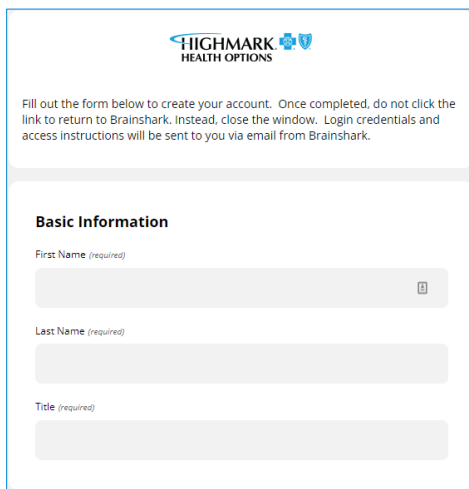
Follow the instructions on using Brainshark, Highmark Health Options' training system for providers, to register and access training courses.

To Register for Brainshark

1. Click the registration **link** in this document or in your invitation:

brainshark.com/highmarkmedicaid/register/1?10473435

2. Complete the **form**.



Fill out the form below to create your account. Once completed, do not click the link to return to Brainshark. Instead, close the window. Login credentials and access instructions will be sent to you via email from Brainshark.

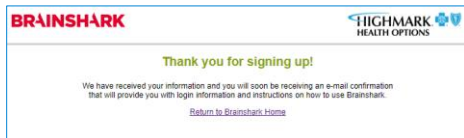
Basic Information

First Name (required)

Last Name (required)

Title (required)

3. Click **Submit** to complete your registration.



Thank you for signing up!

We have received your information and you will soon be receiving an e-mail confirmation that will provide you with login information and instructions on how to use Brainshark.

[Return to Brainshark Home](#)

4. Check your **email** to access the Brainshark Registration confirmation email. It will contain a username and temporary password.

- Username will be the email address you provided.
- Password is a temporary password. You will need to change it when you log in.

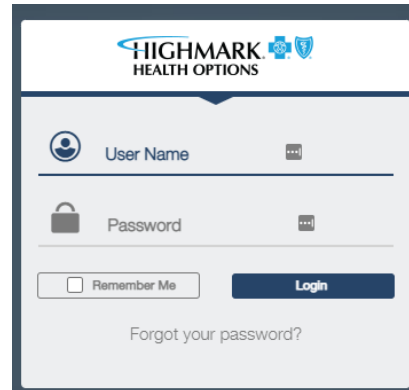
5. Click the '**Please Visit**' link in your email to complete the registration.

To access training courses:

1. Click the Brainshark Highmark Medicaid **link**. Save this link as a favorite.

brainshark.com/highmarkmedicaid

2. Enter your **Username** and **Password**.



Highmark Health Options

User Name

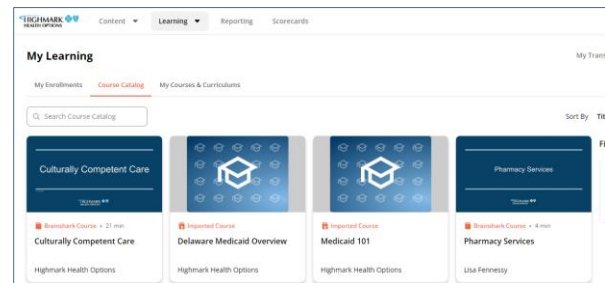
Password

Remember Me **Login**

[Forgot your password?](#)

3. Click **Login**.

The Brainshark Homepage will display the course catalog. You may take any of the courses in the catalog.



My Learning

Search Course Catalog

Culturally Competent Care

Delaware Medicaid Overview

Medicaid 101

Pharmacy Services